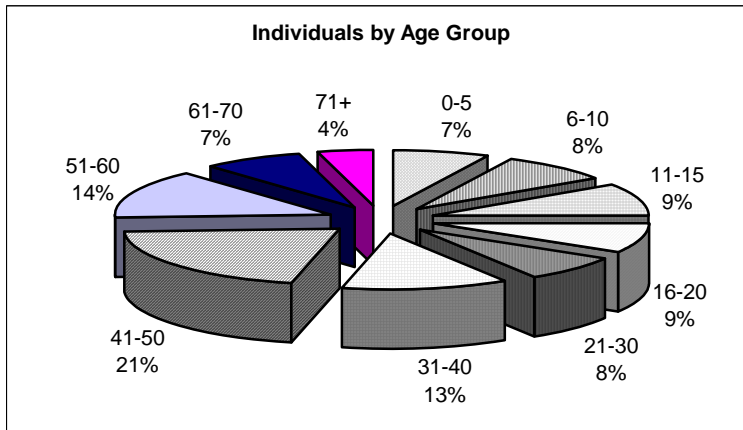


## Town of Warwick Park and Recreation Survey

As part of the public outreach process, an Online Resident Survey was developed. Greater Warwick residents were invited to complete the survey via the internet or they could request a paper copy of the survey. Approximately 544 households completed a version of the survey, representing 1,214 residents (average household size of 2.2 persons).

### Which Age Groups Use Warwick’s Parks?

**Question 2:** Respondents were asked to identify the members of their household by age range. According to the responses received, the largest group of park users identified through the survey

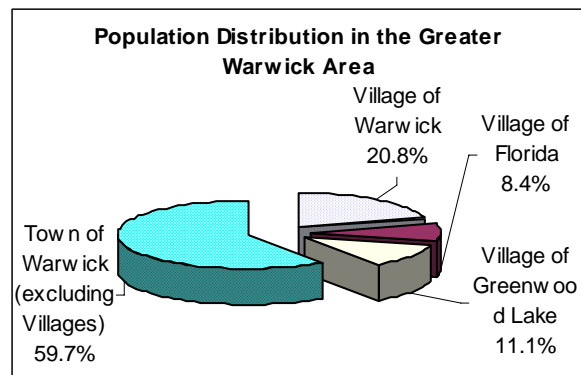
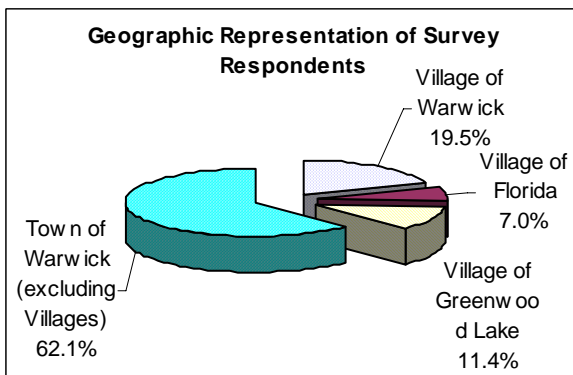


is those between the ages of 41 and 60, which together represent approximately 36% of all park users. Another 20% of park users are between age 21 and 40. Children and young adults (under the age 20) represent more than one - third (33.5%) of park users. See chart for more detailed information.

### How Does the Survey Distribution Compare to Population Distribution?

**Question 3:** Respondents were asked to indicate where in the Town of Warwick they lived. Options included each of the three Villages, the Town west of NYS Route 94 and the Town east of Route 94. Most respondents (62%) indicated that they live in the Town of Warwick (excluding all three Villages). About 19.5% of respondents reside in the Village of Warwick, while 11.4% live in the Village of Greenwood Lake, and about 7% live in the Village of Florida.

This breakdown closely corresponds to the population distribution ratio of the Town and its three villages. The Town of Warwick (excluding the Villages) comprises 59.7% of the total population, while the Village of Warwick contributes 20.8%, the Village of Florida represents 8.4%, and the Village of Greenwood Lake represents 11.1%.

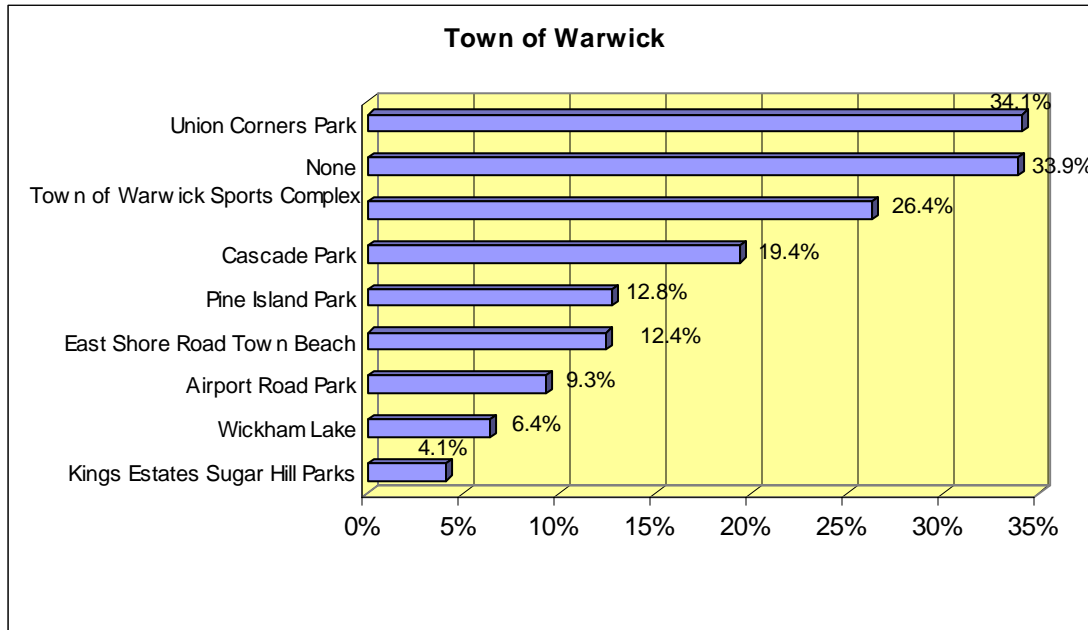


**Who Uses Warwick’s Parks More: Adults or Children?**

**Question 4:** Respondents were asked to identify if they or any member of their household have used a park or recreational facility in the Town or Village of Warwick, the Village of Greenwood Lake, or the Village of Florida in the past twelve months. About 78% of respondents indicated an adult in their household had used a local park or facility within the past twelve months, while only 50% of them indicated a child in their household had done so.

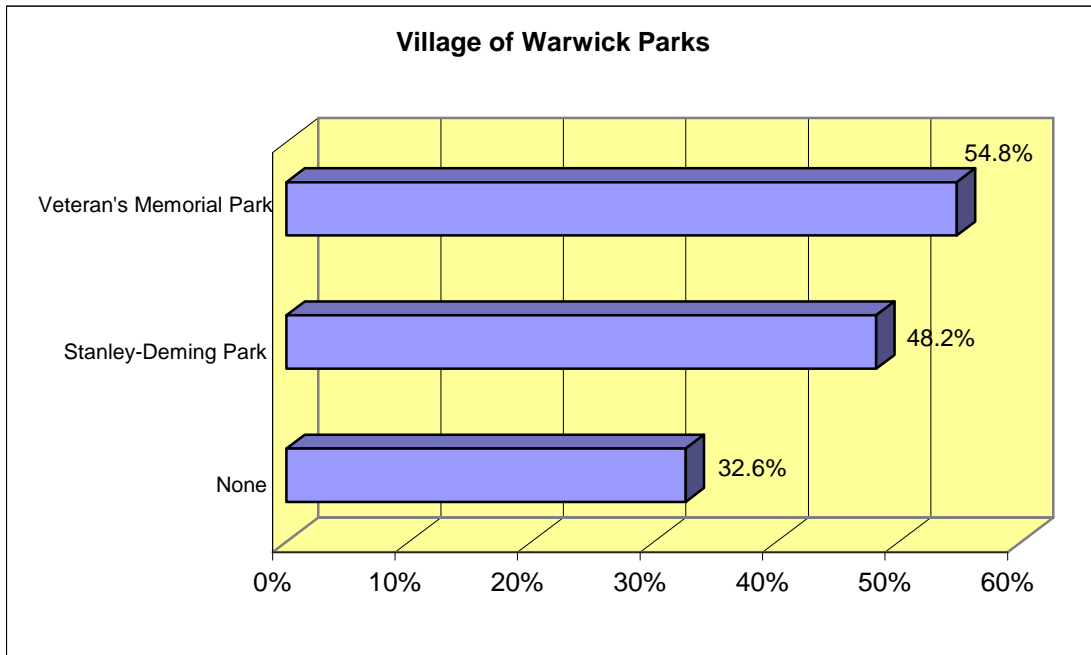
**Which Local Parks and Recreational Resources Do Residents Use?**

**Question 5:** Respondents were asked to identify which parks or recreational facilities located in the Town of Warwick, they or any member of their household used. Of the residents surveyed, roughly one-third of all respondents (34.1%) indicated that they use Union Corners Park. Another 26.4% respondents use Town of Warwick Sports Complex, while 19.4% use Cascade Park. The least used park, with only 4.1% respondents vote, is (KESH) Kings Estates Sugar Hill Parks.<sup>1</sup> About one-third (33.9%) of all respondents indicated that they use “none of the above.”

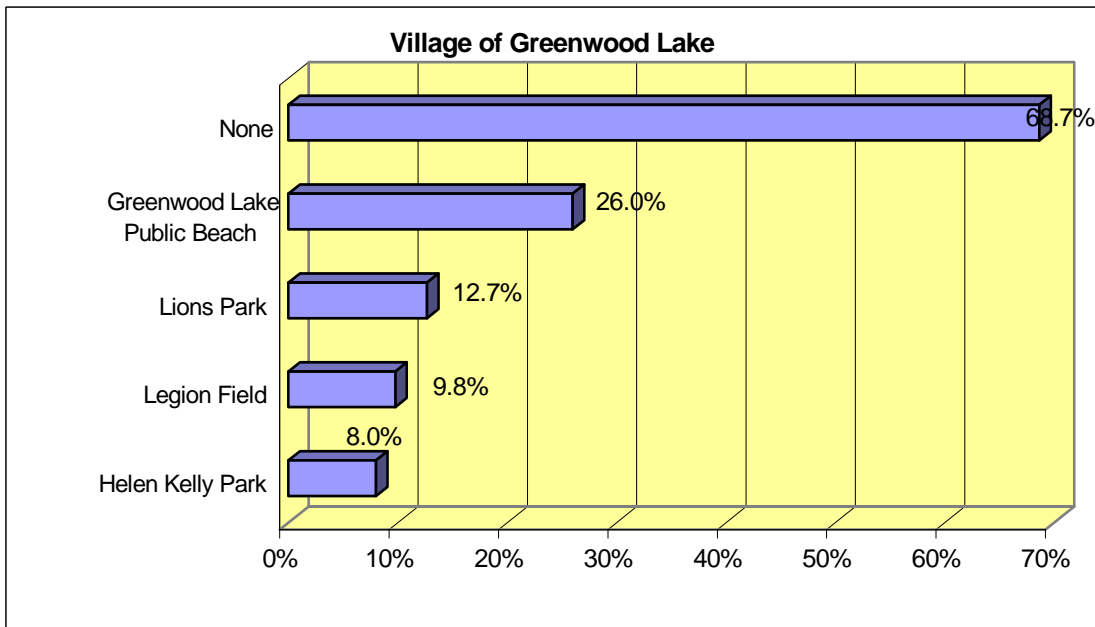


**Question 6:** Survey respondents were asked to identify parks or recreational facilities used by them or members of their household in the Village of Warwick. Of the residents surveyed, 54.8% indicated that they use Veteran’s Memorial Park. About 48.2% of respondents use Stanley-Deming Park, while 32.6% indicated that they use “none of the above.”

<sup>1</sup> It should be noted that the KESH parks are not part of the Town park system, as funding for equipment and maintenance for those parks is collected through a special park district in the Kings Estates Sugar Hills neighborhoods.

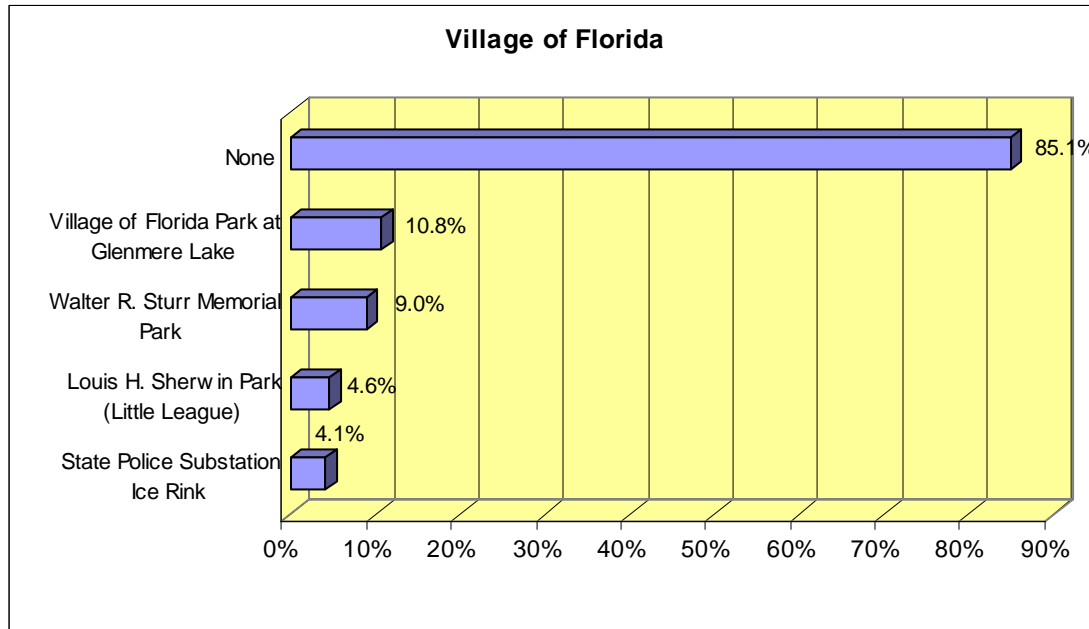


**Question 7:** Survey respondents were asked to identify parks or recreational facilities in the Village of Greenwood Lake that they or members of their household use. About 26.0% of respondents indicated that they use Greenwood Lake Public Beach, while 12.7% use Lions Park. About 10% indicated that they use Legion Field. The least used park, which only 8.0% of respondents indicated they use, is Helen Kelly Park. About 68.7% identified that they use “none



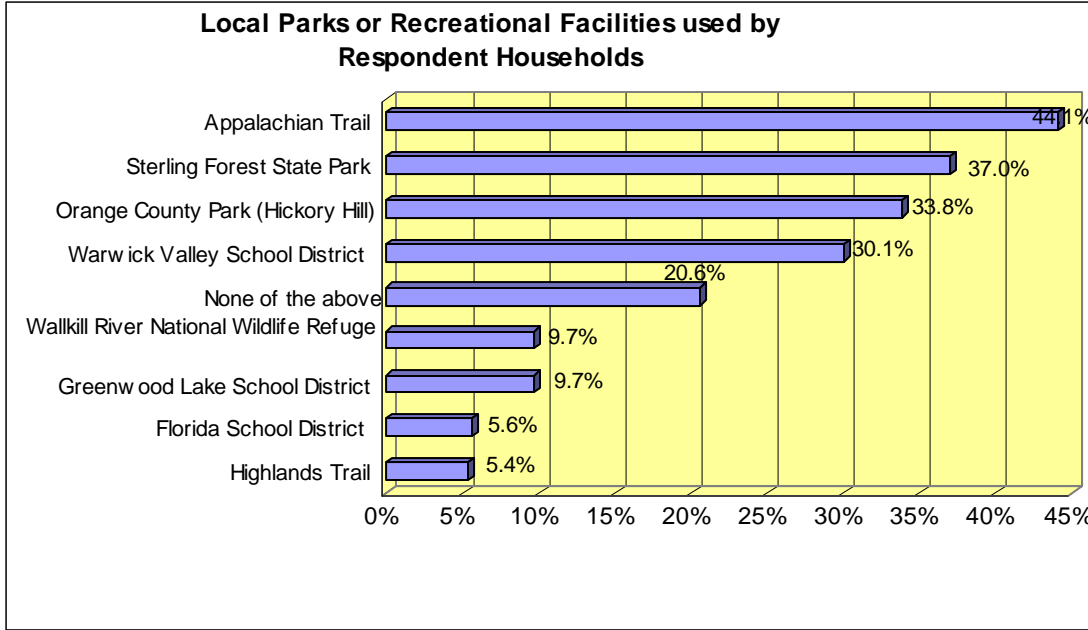
of the above.”

**Question 8:** Survey respondents were asked to identify parks or recreational facilities used by them or members of their household in the Village of Florida. About 11% of respondents indicated that they use Village of Florida Park at Glenmere Lake, while another 9% voted in favor of Walter R. Sturr Memorial Park. About 5% of respondents identified Louis H. Sherwin Park, while only 4% indicated that they use seasonal State Police Substation Ice Rink. About 85% identified that they use “none of the above.”

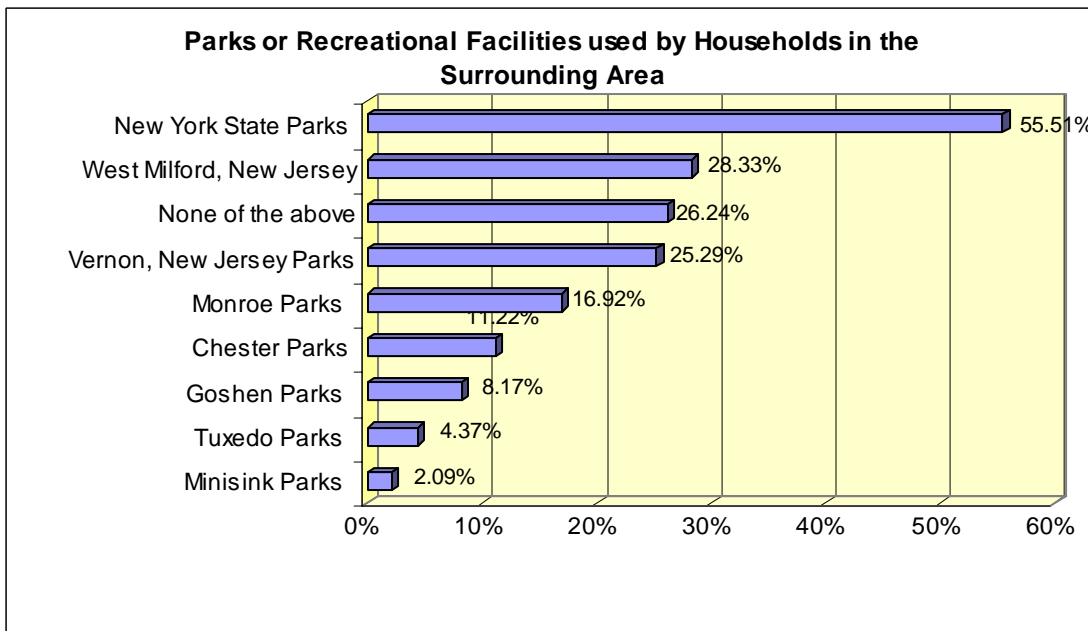


#### **What Other Area Parks and Recreational Resources Do Residents Use?**

**Question 9:** Survey respondents were asked to identify other area parks or recreational facilities they or members of their household use. Of the residents surveyed, a majority (44%) indicated they use Appalachian Trail, while another 37% use Sterling Forest State Park. More than one-third of all respondents (33.8%) use Orange County Park (Hickory Hill), while another 30% use Warwick Valley School District resources. The least used recreational facility, used by only 5.4% of respondents, is Highlands Trail. About 20.6% of respondents indicated that they use “none of the above.”

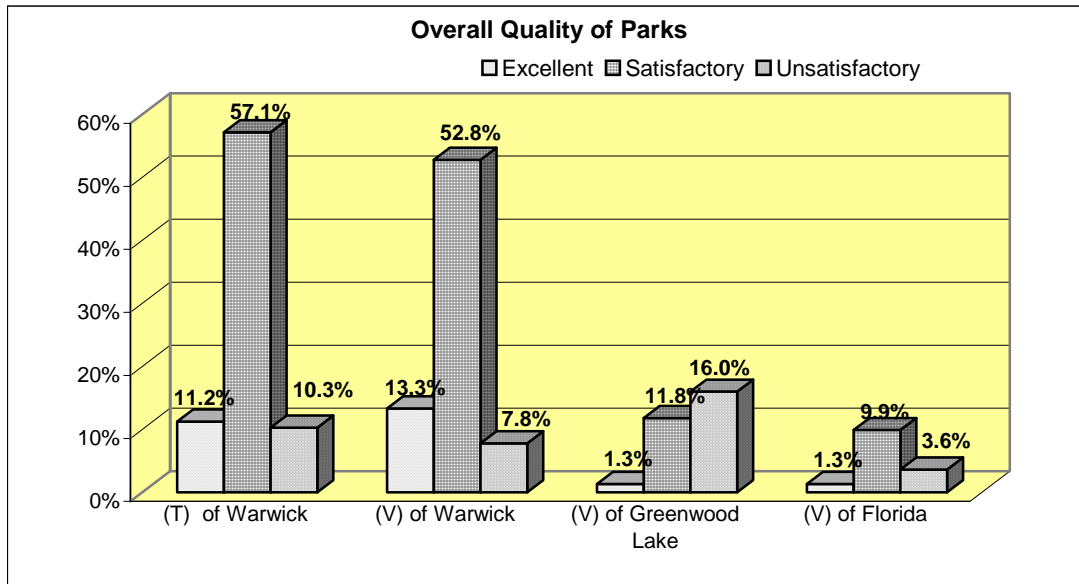


**Question 10:** Survey respondents were asked to identify parks or recreational facilities in the surrounding communities that they or other members of their household use. More than half of all respondents (55.5%) indicated that they use New York State Parks. About 28.3% use parks located in West Milford, New Jersey, while 25% use Vernon, New Jersey Parks. A good percentage of respondents use parks in the neighboring New York State communities of Monroe (16.9%), Chester (11.2%), and Goshen (8.2%). Fewer households use the parks in Tuxedo (4.3%) and Minisink (2%).



**How Do the Town’s Local Park Systems Compare?**

Survey respondents were asked to rate the different aspects of local parks and recreational facilities such as the overall quality of parks, accessibility, park safety, condition/maintenance, available resources and various programs associated with the local park system. It should be noted that the responses to these questions are skewed relative to the location where each respondent household lives. For instance, 85.1% of respondents indicated they held no opinion on the overall quality of parks in the Village of Florida. Village of Florida residents contributed only 7% of the surveys completed.



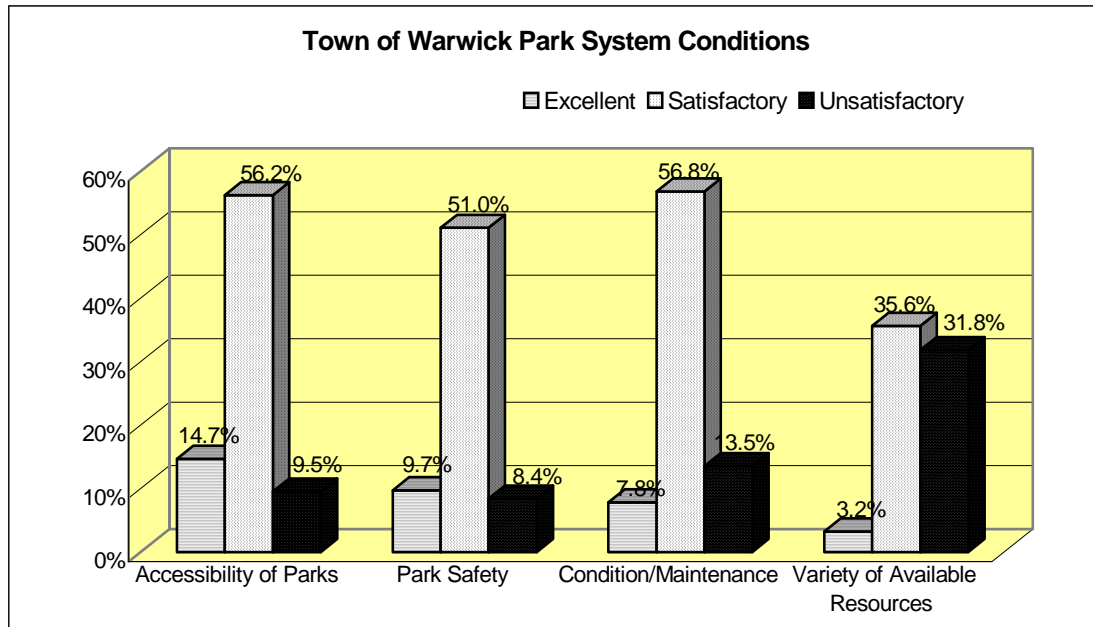
In response to the above question, 11.2 % of respondents rated quality of parks in the Town of Warwick as “excellent”, while 13.2 % felt that the Village of Warwick’s quality of parks was “excellent”. Only 1.3 % of respondents identified both the Village of Greenwood Lake and Village of Florida’s quality of parks as “excellent”.

More than half of all respondents indicated that they were “satisfied” with the overall quality of parks in both the Town and Village of Warwick, 57.1% and 52.8%, respectively. About 11.8% of respondents indicated that they were “satisfied” with the overall quality of parks in the Village of Greenwood Lake, while 9.9% indicated they were “satisfied” with the overall quality of the parks in the Village of Florida.

About 10.3% of respondents indicated they were “unsatisfied” with the overall quality of the Town of Warwick’s parks, while 7.8% held this opinion regarding the Village of Warwick’s parks. About 16.0% of respondents were unsatisfied with the overall quality of Greenwood Lake’s parks and 3.6% felt similarly regarding the Village of Florida’s parks.

## What Do Residents Think of the Town of Warwick's Park System?

**Question 11:** Respondents were asked to rate the general aspects of the Town of Warwick's park system such as accessibility, park safety, condition/maintenance, and available resources.



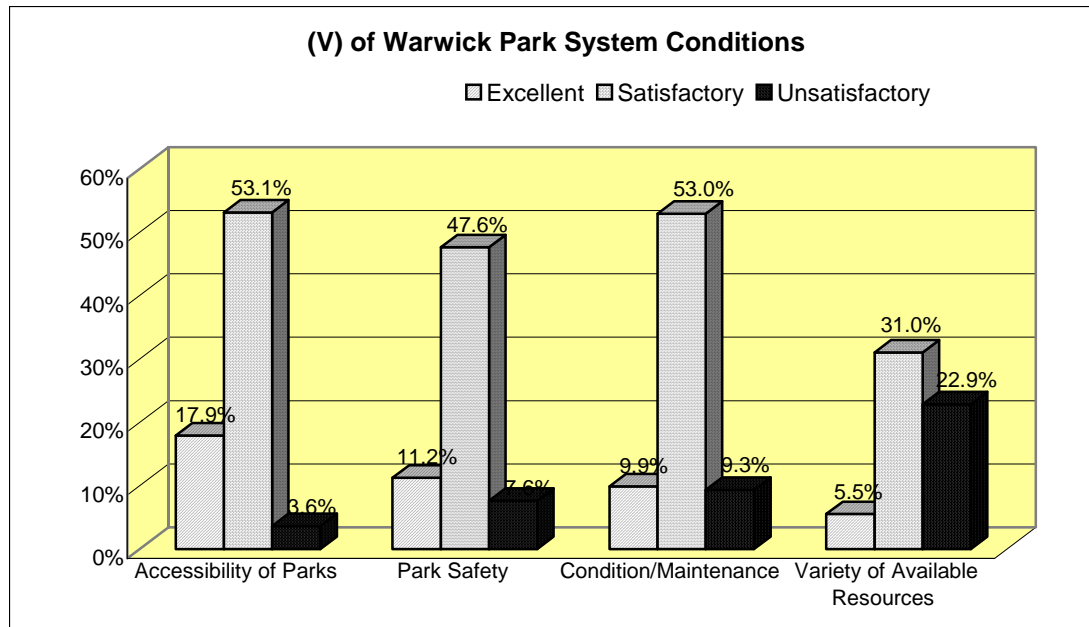
About 14.7% of respondents rated accessibility of parks in the Town of Warwick park system as “excellent”. More than half of all respondents, 56.2%, were “satisfied” with the park’s accessibility, a fairly low percentage (9.5%) were “unsatisfied. About 19.6% expressed “no opinion”.

About half of all respondents (51%) were satisfied with the Town’s park safety, while another 9.7% felt the park safety was “excellent.” About 8.4% indicated they were “unsatisfied” with park safety. Almost one – third (30.9%) of respondents expressed “no opinion”.

More than half of all respondents (56.8%) were “satisfied” with the Town’s condition/maintenance. About 7.8% indicated they thought the condition of the Town’s parks were “excellent.” About 13.5% were “unsatisfied” with the condition. Approximately 21.9% had “no opinion”.

### What Do Residents Think of the Village of Warwick's Park System?

**Question 12:** More than half of all respondents (53%) indicated they were “satisfied” with the accessibility of the Village of Warwick’s park system, while another 18% rated it as “excellent.” A fairly low percentage (4%) were “unsatisfied”, while about 25% indicated they held “no opinion”.



Slightly less than half of all respondents (48%) indicated they were satisfied with the level of safety of the Village of Warwick’s parks, while another 11% rated park safety as “excellent.” Approximately 8% of respondents were “unsatisfied” with the safety of the Village’s park system. More than one – third (34%) of all respondents expressed “no opinion”.

More than half of all respondents (53%) were “satisfied” with the condition/maintenance of the parks in the Village of Warwick, while another 10% indicated that park maintenance was “excellent.” Approximately 9% were “unsatisfied” with the condition /maintenance of parks in the Village of Warwick, while 28% had “no opinion”.

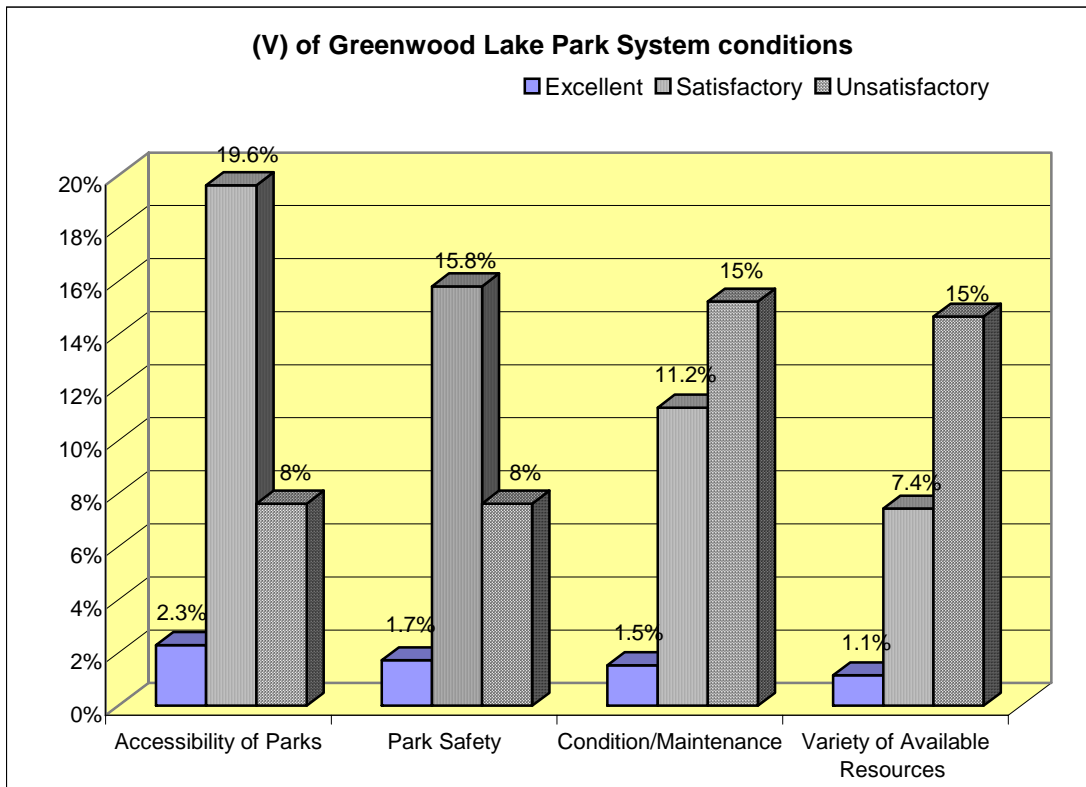


**What Do Residents Think of the Village of Greenwood Lake’s Park System?**

**Question 13:** In response to the question regarding the general park conditions of the Village of Greenwood Lake park system, about 19.6% of survey respondents were “satisfied” with the accessibility of parks in the Village while 2.3% rated accessibility as “excellent.” About 8% indicated they were “unsatisfied”, while a significant percentage of respondents (70.5%) expressed “no opinion”.

About 15.8% of respondents were satisfied with park safety in the Village of Greenwood Lake park system while another 1.7% felt that the park safety was “excellent.” Approximately 8% indicated that they were “unsatisfied” with park safety. About 74.9% had “no opinion”.

About 11.2% of respondents were “satisfied” with the condition/maintenance of the Greenwood Lake park system, while 1.5% felt that park maintenance was “excellent.” Another 15% were “unsatisfied”. About 72% expressed “no opinion”.

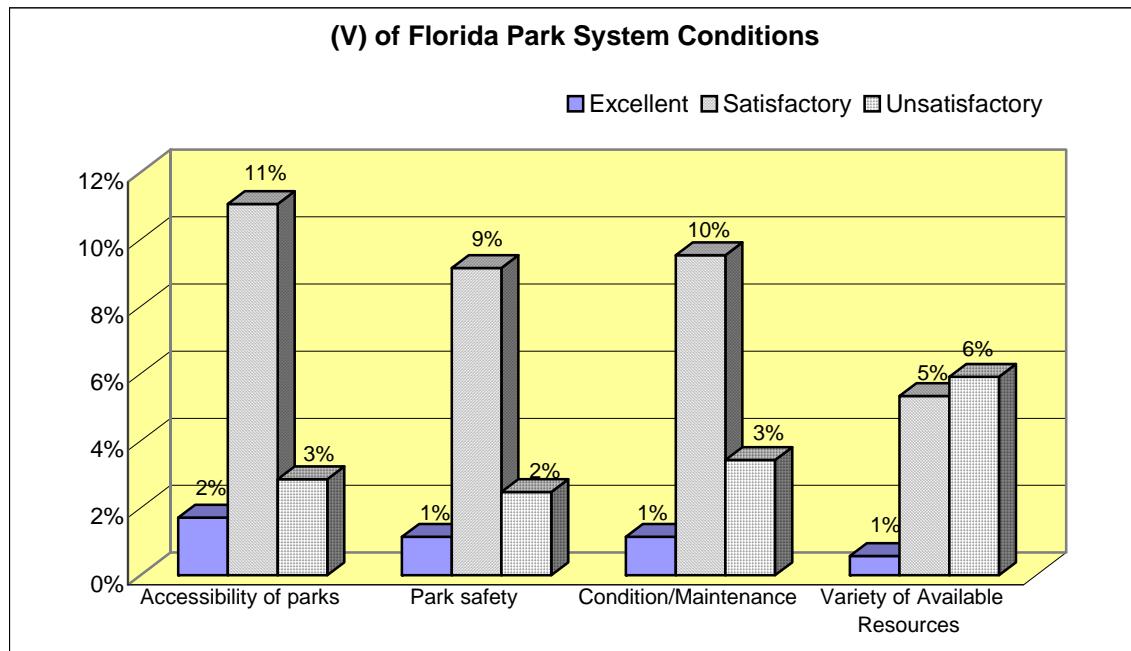


### What Do Residents Think of the Village of Florida's Park System?

**Question 14:** In response to the question regarding the general park conditions in the Village of Florida, 11% of respondents indicated they were "satisfied" with the park's accessibility, while another 2% felt that accessibility was "excellent." Another 3% indicated they were "unsatisfied". About 84% expressed "no opinion".

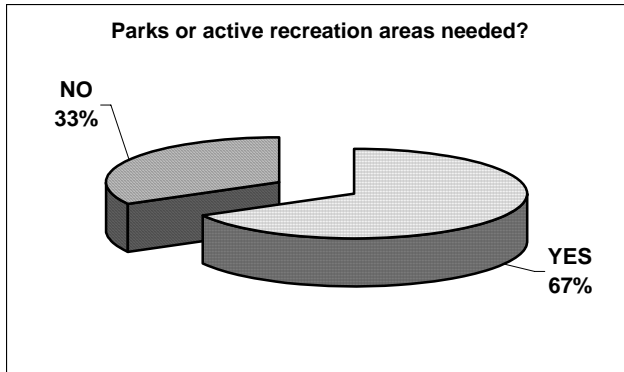
About 9% of respondents were satisfied with the safety of parks in the Village of Florida park system, and an additional 1% felt that the park safety was "excellent." Another 2% indicated that they were "unsatisfied". About 87% expressed "no opinion".

About 10% of respondents were "satisfied" with the condition/maintenance of the Village of Florida park system, while a small percentage (1%) indicated maintenance was "excellent". Approximately 3% of survey respondents indicated they were "unsatisfied" with park maintenance. About 86% expressed "no opinion".



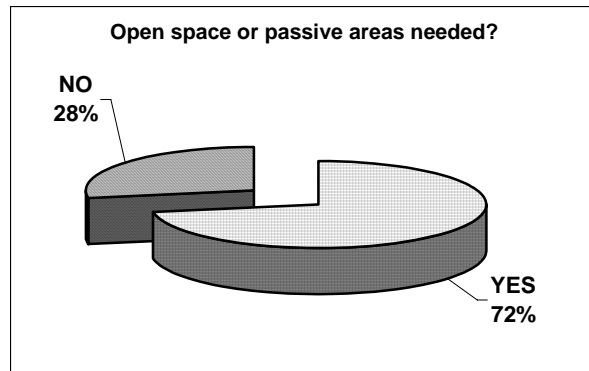
**Does the Town of Warwick Need More Parks?**

**Question 15:** When asked as to whether or not they feel there is a need for additional parks or active recreational facilities within the Town of Warwick or within any of the Village park systems, 2/3 of survey respondents (67%) indicated they **would** like to see additional parks or active recreational facilities, while 33% said they would not.



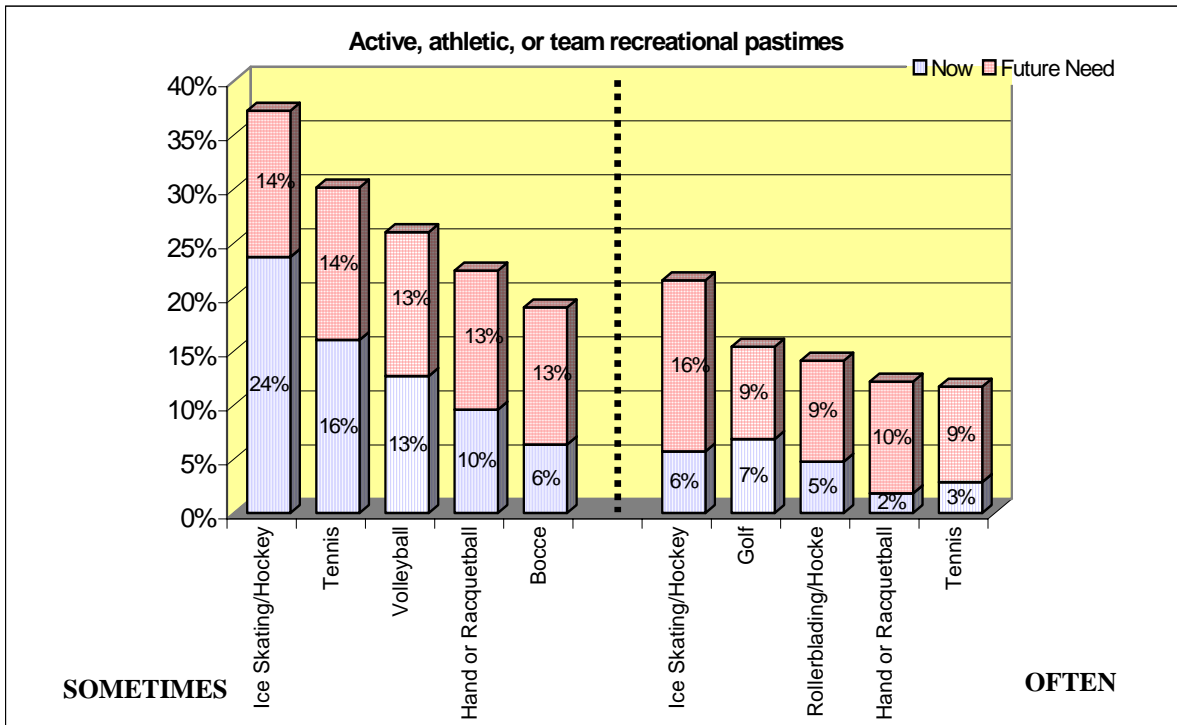
**Does the Town of Warwick Need More Open Space?**

**Question 16:** Respondents were asked if they thought there was a need for additional open space or passive recreation areas within the Town of Warwick or within any of the Village park systems. Nearly ¾ of survey respondents (72%) said that they **would** like to see additional open space or passive recreation areas within the Town of Warwick, while a quarter, about 28%, indicated that they would not.

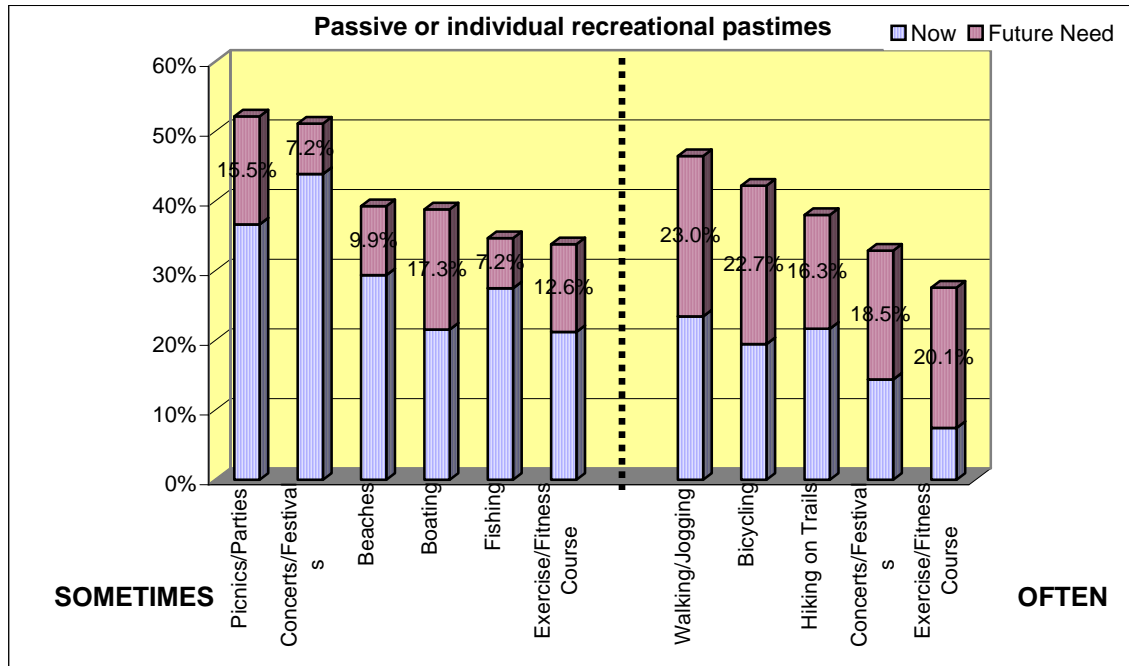


**Question 17:** For questions 17 through 19, respondents were asked to indicate how frequently they or members of their household “currently” participate in specified activities (such as golf, tennis, football, basketball, badminton, etc.) in the Town of Warwick or in any of the Villages. They were also asked to identify how frequently they (or members of their household) might participate in the “future” if additional resources were developed or improvements were made to existing resources. The lower half of the stacked graphs indicates current usage; the upper half indicates anticipated additional usage. To get a full estimation of the anticipated participation level for each activity, current and future participation levels should be added together. For example, 38% of survey respondents (24% added to 14%) identified interest in ice-skating or playing ice hockey at least once a month, while another 22% (6% added to 16%) indicated interest in playing more frequently– should appropriate facilities be made available locally.

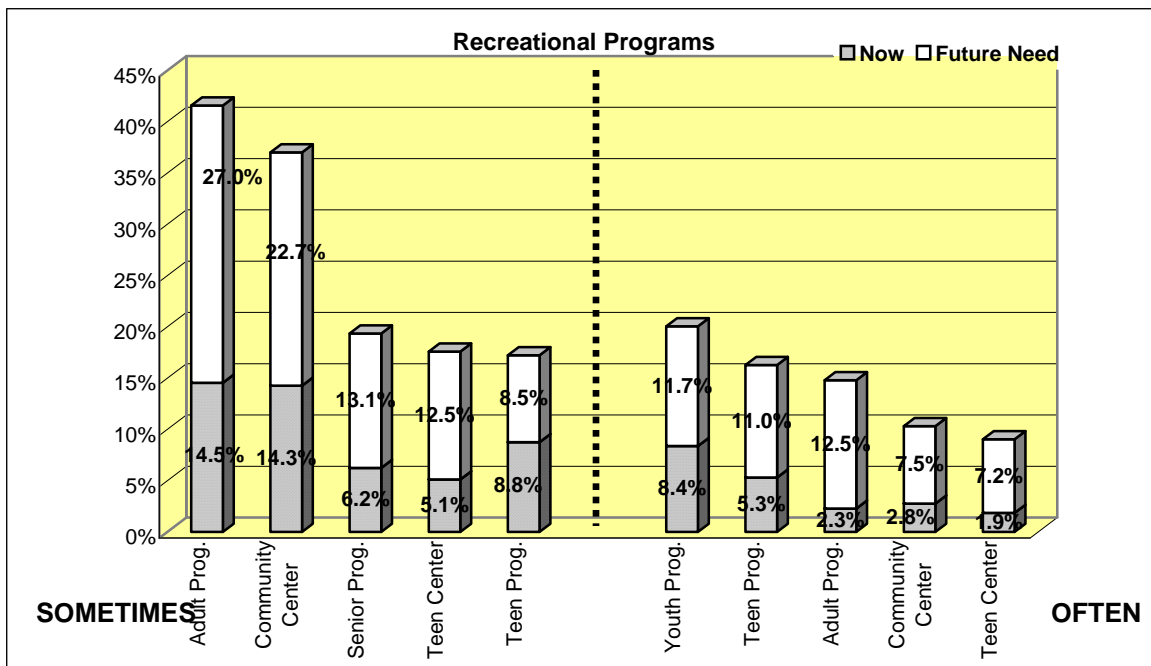
The graphs that follow (Q17 – Q19) highlight the top five activities respondents indicated they or members of their household either do currently or would participate in the future. “Sometimes” was defined as 1 time per month and “often” was defined as 1 time per week or more. The left side of the graphs indicates the activities that respondents currently now and would in the future participant in “sometimes.” The right side of the graphs identifies the activities respondents indicated they currently now and would participate in the future “often.”



**Question 18:**



**Question 19:**



**What Do You Want in Your Local Parks?**

**Question 20:** Respondents were asked to identify improvements or new facilities they would like see anywhere within the Town of Warwick, either at the Town’s local parks or at any of the Village parks.

